SIRUI
One-step Height Adjustment
Rapid System
SQ75+VHS10
RAPID

One-step Height Adjustment Twin-leg Tripod Kit

SQ75+VHS10 is the super stable tripod kit in SIRUI Rapid System. The strong carbon fiber twin-leg tube, ground spreader, patent design side flip lock and side loading quick release plate further increase stability and flexibility. And you can gain batter operation experience with lower cost.

Super Stable



One-step Adjustment

Professional Fluid Head

Portable Strap

Ground Spreader

Metal Spikes

Super Stable

The diameter of this strong carbon fiber construction **tube leg is 16mm** and **the max load capacity is 18kg**, which means the tripod can hold heavy equipment steadily, such as RED, camera operator, professional camera, etc.



One-step Adjustment

SIRUI patent flip lock height adjustment allows you to open the flip lock and then extend or retract all the sections together with ease.



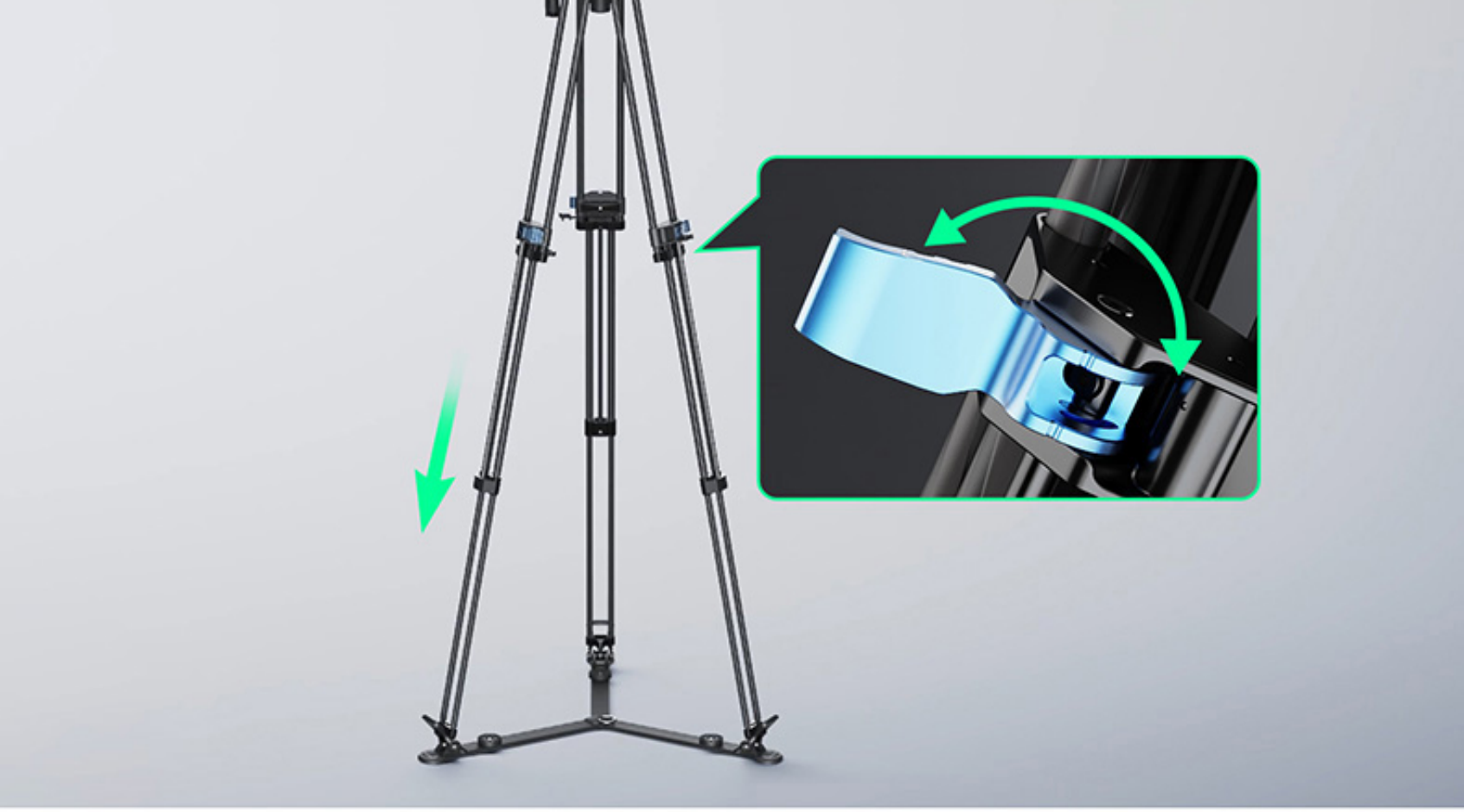

Height can be adjusted flexibly even when heavy equipment is mounted on the tripod, thus avoiding you being disturbed during shooting, ideal for fixed position, run-and-gun shooting, etc.

Side flip lock design provides comfortable operation experience. The strong locking force further protects your equipment.

Extension



① Set up the Tripod



② Open the Flip Lock

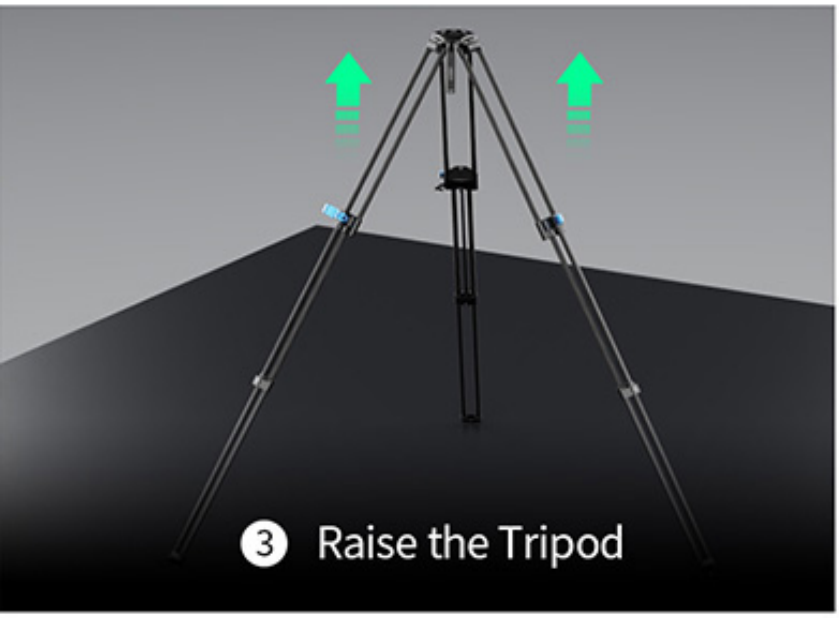

③ Raise the Tripod

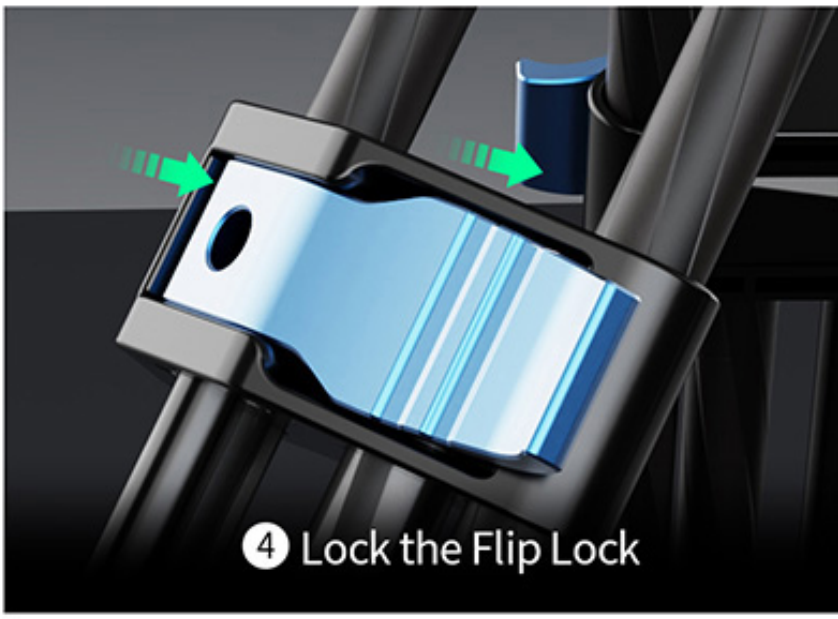

④ Lock the Flip Lock

Retraction

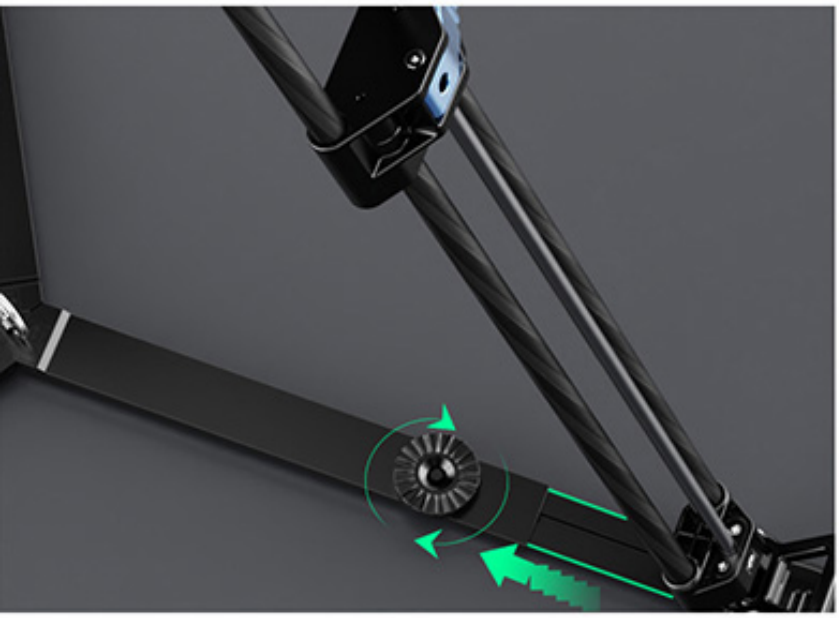



❶ Retract and Lock the Ground Spreader

❷ Open the Flip Lock



❸ Push the Tripod

❹ Lock the Flip Lock



❺ Raise the Ground Spreader

❻ Store the Tripod

Height





Ground Spreader

Included ground spreader for three points support.

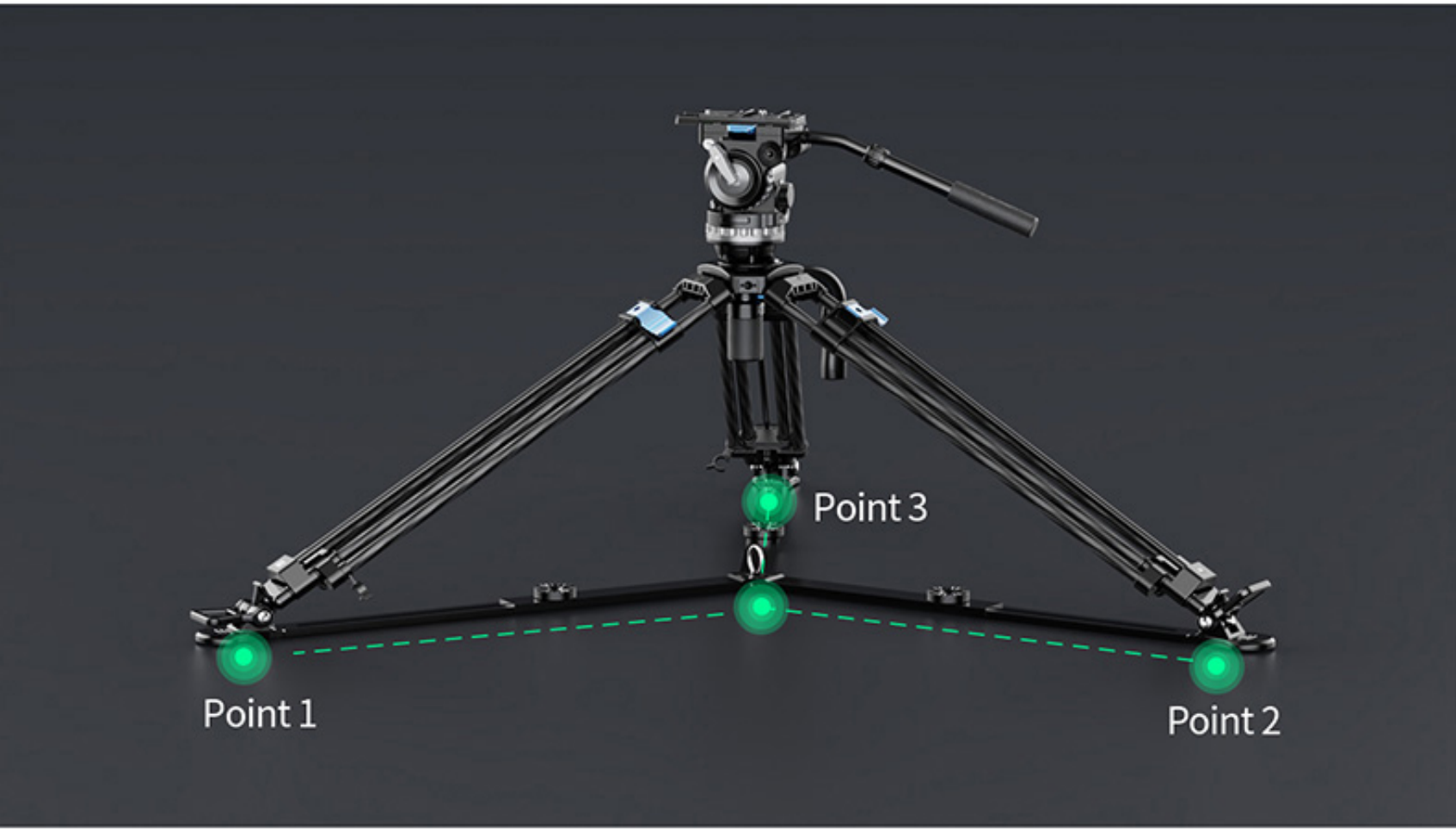

Rotate the twist lock to extend or retract the ground spreader to adjust tripod tube leg angle.

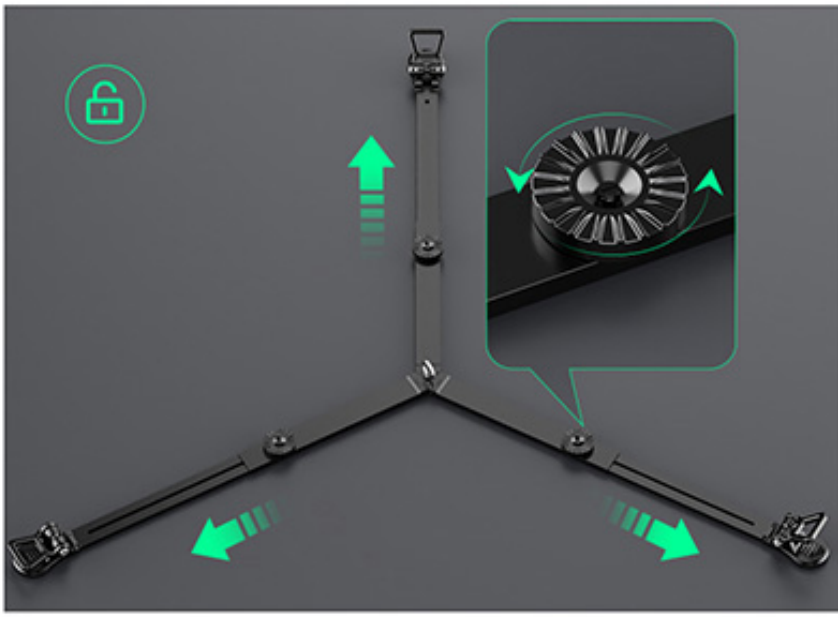

Horseshoe Feet/ Metal Spikes

Integrated design ground spreader and horseshoe feet are suitable for even ground shooting. The tripod without horseshoe feet is suitable for soft ground. And it is also compatible with SIRUI DT-06 Tripod Dolly or other universal accessories.

Portable Strap

Detachable ARRI mount strap is included for easy carrying. Built-in 4mm Allen key helps install and detach the strap and adjust tightness of quick release plate quickly.

You can remove the strap and add other ARRI mount accessories on the tripod.

VHS10 Professional Fluid Head

Because of **fluid friction** and **7 steps counterbalance,** the head can work well in harsh conditions. **3+0 damping adjustment, 0-10 load capacity** and professional panning and tilting control are perfect for creating high-end productions.

7 Steps Counterbalance

Almost all professional tripods are designed with counterbalance system to fit cameras with different weight. 7 steps counterbalance on VHS10 makes it possible to **stop the camera at any position you like.** And **the load capacity is 0-10kg.**



Load Capacity: 0-10 kg
Working Temperature: -30°C~+70°C

3+0 Steps Damping Adjustment

The counterbalance adjustment is not stepless, so adding or removing accessories may break the balance. 3+0 steps damping adjustment of panning and tilting can help balance the equipment with different weight during shooting.



3+0 Steps
Damping Adjustment

Multi-angle Rotation



Side Loading Plate

Instead of the traditional insert method, side loading is designed on VHS10 head, which means that you can insert either lightweight or heavy equipment from one side easily and quickly. After side loading, there is a 30mm back and forth range for adjustment, extremely suitable for shooting with telephoto lens.



Safely and quickly insert and detach

Locking block, safety pin, rubber pad and locking flip are all included to prevent your equipment from falling off.





75mm Half-bowl Quick-release Handle

Most half-bowl handles come with disadvantages of low efficiency and they will also become loose after frequent use. However, SIRUI 75mm Half-bowl Quick-release Handle allows quick release with only 2 seconds. Just rotate the handle 2 turns, press the knob and pull out the handle.

③
Disassemble

Insert the handle and rotate it 2 turns in an anticlockwise, which helps save time. And it is 2 or 3 times tighter than other products.



Compatible with Flat Base Head

QH-75 Half-bowl Quick-release Handle can be used on other flat base head.

What's in the Box



❶ Tripod x1 ❷ Head x1 ❸ Strap x1 ❹ Ground Spreader x1
❺ Carrying Bag x1

Specification	VHS10	SQ75	SQ75+VHS10
Material	Aluminum Alloy	Carbon Fiber	/
Safety Lock	Yes	/	/
Pan	360°	/	/
Ball Dia (mm/inch)	75/3.0	/	/

Tilt	-65/+90°	/	/
Weight (kg/lb)	2.5/5.5	2.5/5.5	5.9/13.0
Height (mm/inch)	292/11.5	/	/
Panning Friction (Step)	3 Steps+0	/	/
Tilting Friction (Step)	3 Steps+0	/	/
Counterbalance (Step)	7 Steps 0-10kg	/	/
Handle	1X32-50cm	/	/
Sections	/	3	3
Max Tube Dia (mm/inch)	/	16/0.6	16/0.6
Min Tube Dia (mm/inch)	/	13/0.5	13/0.5
Retracted Height (mm/inch)	/	760/29.9	920/36.2
Min Working Height (mm/inch)	/	485/19.1	650/25.6
Max Working Height (mm/inch)	/	1650/65.0	1820/71.7
Max Load (kg/lb)	0-10/0-22.0 (Load Capacity)	18/39.7	10/22.0